









Year One – Space Topic Homework, Summer 1

We will be learning about space explorers in History this half term. Choose **at least two** of the homework activities below to explore this half term. You can send your findings/photos on Tapestry or bring your findings in to show the class whenever over this half term. These types of topic tasks are often used as Year Two homework activities, so it will get your children prepared for doing a little more at home and hopefully will give you something fun to do together too!

<p>With an adult, search the internet or go to the library to find books on space facts. Make your own space fact book.</p> 	<p>Research the different planets in our solar system. Have a go at creating a model of one or more of the planets.</p> 	<p>Make a telescope from recyclable materials. Can you use your telescope to look at the stars at nighttime?</p> 	<p>Browse through the images on - https://science.nasa.gov/mission/hubble/hubble-news/hubble-social-media/35-years-of-hubble-images/. Which ones are your favourite?</p> 
<p>Imagine you are an astronaut in space for the first time. What can you see? How do you feel? Write a diary entry about your time in the rocket.</p> 	<p>You have found a new planet! What does it look like? Is there life on your planet? How big is it? Draw a picture of your new planet and write labels about what is there.</p> 	<p>Find and learn or create a song or poem about space. Can you record yourself and send it to Tapestry?</p> 	<p>Go out into your garden when it is dark. Can you see the stars? Which is the brightest? Can you see any shapes or pictures? Can you see the moon? What does it look like?</p> 

We will continue to give out Little Wandle books on a Friday. Please read them with your child and document in the yellow reading record. We will take them in on the Monday unless you let us know that you need more time with the book. We don't have many copies, which is why we do this.

Below are the sounds that could come up in the Phonics Screening Check. We will be revising these in school but if you know your child finds them tricky, practising at home would be a fabulous idea too. All of these sounds have been taught so they will be familiar with them, even if they can't remember what the sound is.

Section 1

The words in section 1 will have a variety of simple word structures (for example CVC, VCC, CCVC and CVCC) using:

- single letters (a, b, c, d, e, f, g, h, i, j, k, l, m, n, o, p, q(u), r, s, t, u, v, w, x, y, z)
- some consonant digraphs (ch, ck, ff, ll, ng, sh, ss, th, zz)
- frequent and consistent vowel digraphs (ar, ee, oi, oo, or)

Section 2

The words in section 2 will have a variety of more complex word structures (for example CCVCC, CCCVC, CCCVCC, two syllable words etc) using the grapheme phoneme correspondences (GPCs) from section one as well as the GPCs listed below:

- additional consonant digraphs (ph, wh)
- less frequent and consistent vowel digraphs, including split digraphs (a-e, ai, au, aw, ay, ea, e-e, er, ew, i-e, ie, ir, oa, o-e, ou, ow, oy, ue, u-e, ur)
- trigraphs (air, igh)
- alternative pronunciations (a, c, ch, e, ea, er, g, i, ie, o, ou, ow, s, u, ue, u-e)

We will be focusing on learning to count in our 2s, 5s and 10s confidently and independently this half term. There are lots of songs to support this learning, if you would like to listen to them at home. We will also be looking at halves and quarters of objects and quantities. There are lots of fun and easy ways to show this at lunch or dinner time if you'd like to with your child.

Thank you for all your support, as always! 😊